



Transit's
Character
Words for the
quarter are:
Responsibility,
Fairness and
Cooperation

Transit TRIBUNE

First Quarter 2018-2019

Vol. 26 No. 1

Views & News ...

Mr. Daniel Walh, Principal

Welcome back Transit Middle School. It is with great enthusiasm that we offer a sincere welcome to the Transit community. The 2018-2019 school year brings us new beginnings, new experiences, and new friends. With the start of a new year, it reminds us of the great opportunity we have to grow as a community of learners. We are eager to teach, to learn, to care, and to celebrate our successes together.

Transit students do not stand alone. Their achievements are with the support of many hands and many hearts. I encourage all of us to approach this new school year with optimism and a dedication to *pride, achievement & excellence* in everything we do. This poem highlights the importance of collaboration as we begin another year together.

UNITY

I dreamed I stood in a studio

*and watched two sculptors there,
The clay they used was a young child's mind,
and they fashioned it with care.
One was a teacher; the tools he used
were books and music and art;
One a parent with a guiding hand,
and a gentle, loving heart.
Day after day the teacher toiled,
with touch that was deft and sure,
While the parent labored by his side
and polished and smoothed it o'er.
And when at last their task was done,
they were proud of what they had wrought,
For the things they had molded into the child
could neither be sold nor bought.
And each agreed he would have failed
if he had worked alone.
For behind the parent stood the school,
and behind the teacher, the home.*

By Cleo V. Swarat

Welcome Back Transit Middle School





TRANSIT TRIBUNE



From the desk of :

Dr. William Bohan, Assistant Principal

Welcome back to another exciting school year at Transit Middle School. As we begin the month of September, please consider attending Open House for your son or daughter. This is a memorable and informative night, and a great way for you to meet your child's teachers this school year. Open House will be held for grades 5 and 6 on Thursday, September 20 from 7:00 PM until 9:00 PM. For grades 7 and 8, Open House will be held on Thursday, September 27 from 7:00 PM until 9:00 PM. We will follow an abbreviated bell schedule, allowing you to visit most of your child's teachers for 10 minutes. Your son or daughter will be bringing home a copy of his or her schedule for you to follow. Please bring this schedule with you when you come to Transit for Open House.

While we make every effort to provide the best schedule possible for your child, we know that issues arise regarding schedules and classes during the first few weeks of the school year. If you have a question or concern regarding your child's class schedule, please contact his or her grade level counselor. Grade level counselors at Transit this year are:

- Grade 5: Kelly Peller
- Grade 6: Whitney Abbott
- Grade 7: Kim Styka
- Grade 8: Lisa O'Rourke

Please accept my best wishes for success as we begin another school year at Transit Middle School!

The district has streamlined the formatting of the Virtual Backpack in order to make posting community and district flyers to multiple school sites easier. View here: http://www.williamsvillek12.org/virtual_backpack/

The deadline for the 2nd quarter issue of the Transit Tribune is October 29. Please be certain all articles are submitted to the Educational Aide by this date to insure they are included in the 2nd quarter publication. Articles/inserts must be camera ready and submitted via e-mail in Microsoft Word format to:

slamont@williamsvillek12.org.

In order to reduce the size and cost of the Tribune, we are asking that all full page articles/inserts be reduced to half size. Articles/inserts received beyond the stated deadline will no longer be accepted. Your cooperation in this matter is greatly appreciated.



TRANSIT TRIBUNE

First Quarter 2018-2019



Calendar of Events

	SEPTEMBER			OCTOBER CONTINUED	
11	PTSA Meeting	7:00 PM	16	Faculty Meeting	8:00 AM
13	SDM Meeting	7:45AM	19	Gr. 5/6 Sports & Socializing	7-9 PM
13	Student Picture Day		22-26	Red Ribbon Week	
15	Car Wash-Benefits Field Hockey Program	8:00AM	26	Picture Retake Day	
18	PTSA Chair Breakfast	9:30 AM		NOVEMBER	
20	Grades 5/6 Open House	7-9 PM	1	SDM Meeting	
27	Grades 7/8 Open House	7-9 PM	7	PTSA General Membership Mtg.	8:00 AM
	OCTOBER		13	Faculty Meeting	8:00 AM
4	SDM Meeting	7:45 AM	15	Parent/Teacher Conferences	5-8 PM
5	5 Week Reports		16	Transit Variety Show	7:00 PM
10	District Faculty Concert	7:00PM	19	Parent/Teachers Conferences	5-8 PM

Attendance-Friendly Reminder

—If you are picking up your child early: please send in a note stating the time.

—If your child is out sick, please send a note with him/her when they return.

—If your child is sick please call the attendance office at 626-8760. The answering machine is on at all times, feel free to leave a message.

The Transit Tribune will now be a quarterly publication. Transit will communicate activities and special events at the start of each quarter in the Tribune to assist with long-term planning. WITS will be used to share more real-time information throughout each quarter.



SCHOOL INFO...

2018-2019



BEHAVIOR EXPECTATIONS - Students will be held responsible for treating one another with civility and respect. Parents play a tremendous role in modeling and enforcing good character at home. Let your children know that you expect them to behave in an appropriate, respectful manner at all times. Transit Middle School will not tolerate teasing, taunting, bullying, touching, or threatening others. Incidents of bullying and harassment should be reported to your child's grade level counselor or our school's **DASA** (Dignity for All Students Act) coordinators, Dr. William Bohen and Mr. Whitney Abbott. Students who choose to engage in negative behaviors will be met with disciplinary consequences. Consequences may include team detention, lunch detention, after school detention, a parent conference, in-school suspension, out-of-school suspension, or other actions that may be deemed necessary.

DRESS CODE - Good character is also demonstrated in the way we present ourselves. We depend on parents to review our dress code with your children and make sure they dress appropriately for school each day. Girls wearing excessively short skirts /shorts and low cut tops can be embarrassing and distracting to others. We have established reasonable guidelines to promote a positive, respectful, middle school environment. Students who do not comply may be asked to change into gym clothes or call home to have acceptable apparel dropped off. If a child is spoken to about his/her clothing and then chooses to change back into the same unacceptable outfit, consequences will be assigned. The following items are **not** appropriate:


- Girls** halter, tube, or spaghetti strap tops that expose cleavage
- Short tops that expose bare midriff
- Short-shorts, short skirts and tops that expose underwear
- Boys** see through mesh muscle and/or T-shirts
- Words/graphics relating to drugs, cigarettes, alcohol or sex
- Words/graphics that may offend religious, ethnic, or cultural groups
- Other apparel that distracts or interrupts instruction

Remember to clip your box tops—Tell all your family and friends to save the box tops for you because the class who collects the most will win a prize.



Dash's Receipts

Please save your Dash's receipts and send them into school with your child. They can be turned in to their homebase teacher. We earn money for the school, which helps with all the grade levels. **Thank you for supporting Transit Middle.**



TOPS in Education is an easy way for you to help raise money for your favorite school.

Here's how:

Register your TOPS BonusPlusSM or BonusCard[®]

1. Select your school(s) of choice (grades K-12) from the list of schools that have registered (you may select up to two schools)
2. Purchase* participating TOPS brand, Full Circle[™] and TopCare[®] products with your TOPS BonusPlusSM or BonusCard[®] throughout the 2017-2018 TOPS in Education program year.
3. TOPS contributes a percentage of your purchase to the school(s) you have chosen.

* Some limitations apply. \$300,000 donation cap for all schools per school year.





Please adhere to the following guidelines if you choose to drive your child to/from school.

The safety of your child is our highest priority.

***Students must wait outside until the school opens at 8:45am unless they are in a supervised activity**

There are two pick-up and drop-off areas for parent vehicles

Area #1 - Front of Building:

- Enter the Transit campus using the bus loop entrance and STAY TO THE LEFT (buses stay right)
- You will enter a one way "cone zone"
- Continue forward to the sidewalk near the island
- Students should enter/exit vehicles from the sidewalk
- Vehicles will continue straight and exit the campus at Transit Road (ALL TRAFFIC MUST TURN RIGHT)
- **Students can walk to the bus loop or main office entrance to wait for the school to open at 8:45am**

- **Area #2 - Back of Building**

- Enter the Transit campus at the traffic light and continue straight towards the back lot
- The loop will become a (One Way) zone
- Once you pull along the curb you must pull as far forward as possible to accommodate other cars
- Parents may also use the available parking spaces as a "holding pattern" until their child exits the building. At that time, parents should pull up to the designated student loading zone to safely load students. This is a good option if your child typically takes a few minutes to exit the building.
- Students should only enter/exit the vehicle in the student drop-off zone on the passenger side.
- **Students will wait outside near the PE doors for the school to open at 8:45**



Tips & Reminders:

Curbside drop-off/pick-up is the safest option

Never wave students on to cross into a busy parking lot

All students are expected to follow the directions of school officials and adhere to safety guidelines

Students must wait outside until the school opens at 8:45 unless they are in a supervised activity

The Area #1-front of building drop off area offers multiple covered entrances during inclement weather

The main entrance curb area is reserved for special student circumstances and emergency vehicles.

There is almost no traffic in the pick-up areas around 3:45-3:50. In addition the halls are less crowded. If you and your child prefer to avoid daily traffic at the end of the day, feel free to direct your child to take their time packing their backpack and meet you at 3:45 in either area for a quick and easy pick-up.

Please support our *Culture of Care* at Transit and model courtesy and patience.



PTSA NEWS



**Please consider attending Williamsville Special Education PTSA (WSEPTSA)'s
FREE 2018-19 events.**

**Williamsville
Special Education
PTSA®**
everychild.onevoice.®



Supporting exceptional students with special education or gifted programming needs.

Support & Networking for WCSD Special Education & Gifted Programming

at Sorrentino's Spaghetti House, 5640 Main St, Williamsville, NY

Sunday September 23 @ 6:30 pm

Fri Oct 19 @ Noon; Sun Nov 4 @ 6:30 pm; Sun Jan 13 @ 6:30 pm; Fri Mar 8 @ Noon; Sun Apr 7 @ 6:30 pm.

- meet WSEPTSA Executive Board members,
- speak with others supporting exceptional education,
- bring questions, ideas, or concerns,
- enjoy food, compliments of WSEPTSA.

WSEPTSA Programs

are free & open to the public, 7:00pm until 8:45 pm

in WCSD Office Conference Rooms, 105 Casey Rd, East Amherst, NY

Thursday, October 25, 2018.

Finding the Best Graduation Option for Students with Disabilities.

Presenters: Parent Network of WNY & WCSD Transition Team.

Thursday, November 29, 2018. Advocacy: Who, What, When, Why & How.

Presenter from EPIC (Every Person Influences Children).

Thursday, January 24, 2019. Supporting Children with ADHD.

Presenter: Elizabeth P. Bittar, M.A.Ed, e.p. BITTAR Consulting.

Thursday, February 28, 2019. Overview of Anxiety & Depression in Children.

Presenter: Kristin Adduci, LMHC.

Thursday, March 28, 2019. Cultural Competency RE: LGBTQ Students.

Presenter from Pride Center of WNY.

Thursday, May 23, 2019. Perfectionism and Gifted Students.

Presenter: Rosemary Callard-Szulgit, Ed.D..

Membership Meetings

Become a Williamsville Special Education PTSA Member.

SCHOOL INFO...

SCHOOL HOURS 8:45AM-3:35PM

Students may enter the building through the rear gym door at 8:45AM. Do **NOT** drop your child off at the main entrance because you are in a hurry. Students who are dropped off at the main entrance will be directed to walk around the building to the rear door. Students with special needs, disabilities, and injuries may be dropped off/picked up at the main door after receiving special permission from an administrator.

Students attending morning clubs, intramurals, extra help, and music rehearsals, must enter through the **rear gym door** at 7:45 AM. In order to enter the building prior to 8:45 AM, a student must have a pass that is signed and dated by a teacher, or his/her name must appear on a list submitted by a teacher for a club or extra help. Students are responsible for obtaining a pass from the teacher the previous day.

We also ask that students **refrain from entering the building eating food and/or drinking beverages**. Our cafeteria offers a full breakfast cart that is manned by a cafeteria member every morning in the downstairs B-wing. Otherwise, students must leave food and drinks in their parent's car, even if they are not completely consumed.

EXTRACURRICULAR ACTIVITIES make middle school more fun. Students are strongly encouraged to participate in the many activities offered before and after school. These enrichment opportunities enhance and supplement our academic program and allow students to expand their talents and meet others with like interests. Students in grades 7 & 8 who are trying out for Modified, JV, or Varsity sports must have a current physical form completed along with the required Selection Classification form that is available in the main office. Your child's PE teacher will be happy to answer questions about specific sports activities.

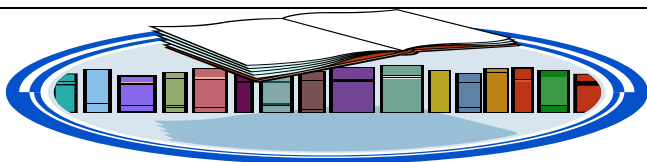
Parents **are** responsible for transporting their middle school students to practice and to the respective high school for transportation to away athletic events. Also, please be reminded that all middle school students will not be released from classes early to attend practices and home games. No academic schedule will be changed to accommodate athletics. Students can be released at 3:15 p.m. (**for JV and Varsity teams**) to attend away competitions with a note from their parents. **There is no early release for Modified athletes for games or practices.** If interscholastic athletic participation interferes in any way with the academic program, students will be asked to postpone their high school athletic career until they are freshmen. Also, please be made aware that the middle school athlete can be removed from the team at any time for failing to meet middle school discipline or academic requirements.

These guidelines are dictated by the New York State Education Department.



Please be mindful that we have a number of students at Transit who are allergic to foods with peanuts and tree nuts. Please consider this when sending in snacks to school. Feel free to use the "peanut safe" snack list found on the WITS home page. Snacks sent into school for distribution should be kept in the original wrapping with the ingredients listed.

Transit Middle School students have a wide range of abilities, interests, and levels of maturity. Our library collection supports this diversity. If your child checks a book out of our library that does not reflect your family standards, please feel free to return it and we will help your child select another book.



Chromebook Expectations

Be Respectful

- Understand the value of the chromebook and the fact that it is school property
- Do not take a picture, video, or recording of someone without their permission
- ***Pictures, videos, or recordings are ONLY allowed with a teacher's direct permission**
- Do not use during a teacher's lesson when directed not to

Be Responsible

- Keep it charged
- Make sure you are on Wi Fi every morning
- Stay on task - the iPad is for school related work ONLY
- Replace the name tag if your name becomes too worn to see
- Do not use in the hallway during passing time ****keep it closed****
- Do not bring to lunch, lavatory or PE (including the locker room)
- Do not use on the school bus
- Do not store personal pictures, videos, music, or apps on the iPad

Be Safe

- Keep in your sight or in a secure locker at all times
- Store in a secure place in your locked locker
- Keep it secure during pass time
- Be aware of people around your locker during pass time
- Do not allow other students to borrow or use your chromebook

40 Developmental Assets®

Search InstituteSM has identified the following building blocks of healthy development that help young people grow up healthy, caring, and responsible.



Category	Asset Name and Definition
External Assets	Support <ol style="list-style-type: none"> 1. Family Support-Family life provides high levels of love and support. 2. Positive Family Communication-Young person and her or his parent(s) communicate positively, and young person is willing to seek advice and counsel from parents. 3. Other Adult Relationships-Young person receives support from three or more nonparent adults. 4. Caring Neighborhood-Young person experiences caring neighbors. 5. Caring School Climate-School provides a caring, encouraging environment. 6. Parent Involvement in Schooling-Parent(s) are actively involved in helping young person succeed in school.
	Empowerment <ol style="list-style-type: none"> 7. Community Values Youth-Young person perceives that adults in the community value youth. 8. Youth as Resources-Young people are given useful roles in the community. 9. Service to Others-Young person serves in the community one hour or more per week. 10. Safety-Young person feels safe at home, school, and in the neighborhood.
	Boundaries & Expectations <ol style="list-style-type: none"> 11. Family Boundaries-Family has clear rules and consequences and monitors the young person's whereabouts. 12. School Boundaries-School provides clear rules and consequences. 13. Neighborhood Boundaries-Neighbors take responsibility for monitoring young people's behavior. 14. Adult Role Models-Parent(s) and other adults model positive, responsible behavior. 15. Positive Peer Influence-Young person's best friends model responsible behavior. 16. High Expectations-Both parent(s) and teachers encourage the young person to do well.
	Constructive Use of Time <ol style="list-style-type: none"> 17. Creative Activities-Young person spends three or more hours per week in lessons or practice in music, theater, or other arts. 18. Youth Programs-Young person spends three or more hours per week in sports, clubs, or organizations at school and/or in the community. 19. Religious Community-Young person spends one or more hours per week in activities in a religious institution. 20. Time at Home-Young person is out with friends "with nothing special to do" two or fewer nights per week.
Internal Assets	Commitment to Learning <ol style="list-style-type: none"> 21. Achievement Motivation-Young person is motivated to do well in school. 22. School Engagement-Young person is actively engaged in learning. 23. Homework-Young person reports doing at least one hour of homework every school day. 24. Bonding to School-Young person cares about her or his school. 25. Reading for Pleasure-Young person reads for pleasure three or more hours per week.
	Positive Values <ol style="list-style-type: none"> 26. Caring-Young person places high value on helping other people. 27. Equality and Social Justice-Young person places high value on promoting equality and reducing hunger and poverty. 28. Integrity-Young person acts on convictions and stands up for her or his beliefs. 29. Honesty-Young person "tells the truth even when it is not easy." 30. Responsibility-Young person accepts and takes personal responsibility. 31. Restraint-Young person believes it is important not to be sexually active or to use alcohol or other drugs.
	Social Competencies <ol style="list-style-type: none"> 32. Planning and Decision Making-Young person knows how to plan ahead and make choices. 33. Interpersonal Competence-Young person has empathy, sensitivity, and friendship skills. 34. Cultural Competence-Young person has knowledge of and comfort with people of different cultural/racial/ethnic backgrounds. 35. Resistance Skills-Young person can resist negative peer pressure and dangerous situations. 36. Peaceful Conflict Resolution-Young person seeks to resolve conflict nonviolently.
	Positive Identity <ol style="list-style-type: none"> 37. Personal Power-Young person feels he or she has control over "things that happen to me." 38. Self-Esteem-Young person reports having a high self-esteem. 39. Sense of Purpose-Young person reports that "my life has a purpose." 40. Positive View of Personal Future-Young person is optimistic about her or his personal future.

SCHOOL INFO...



OverDrive Comes to Williamsville Schools!

Download eBooks and Audiobooks, Anytime, Anywhere!

Students can enjoy popular titles from the comfort of home or anywhere else!

Dear Parents,

The Williamsville Central School District is committed to bringing unique, cutting-edge learning opportunities to our students, and the Williamsville school librarians are pleased to introduce a new, free reading service providing digital books through OverDrive.

What is OverDrive?

OverDrive is a digital eBook service that provides 24/7 access to eBooks and audiobooks. The OverDrive collection is an extension of Transit Middle's physical library. It's convenient for students to check out titles anytime, anywhere with no worry about misplacing a book or turning in something late - these digital titles automatically return at the end of the lending period! Best of all, it is FREE to the Transit Middle community...no buying books for that eReader your child got for the holidays!

We have hundreds of books available, and all students can find something to enjoy!

How does it work?

To use OverDrive, families install free software on their computers or mobile devices, browse the secure online catalog (<http://overdrive.williamsvillek12.org>), check out their selections (using their WITS user name and their nine digit student number), then download to their computer or mobile device. Titles can be transferred easily to supported mobile devices such as the iPod®, iPad, iPhone, most Android phones, and eBook Readers like the Barnes & Noble Nook, Amazon Kindle and Sony® Reader™!

Where can I find more information?

If you need assistance, there are help guides online at our OverDrive site

(<http://overdrive.williamsvillek12.org>).

REPORT CARDS ON WITS – In an effort to save the district money and preserve our environment, report cards will no longer be printed on paper and sent home with students. As you were informed last spring, all middle and high school report cards will be provided on WITS this year. Parents who have not done so are strongly encouraged to establish their own WITS accounts. Parents who do not have computers at home must submit a written request to the Principal for a paper copy to be sent home with their child.

HOMEWORK is assigned to help reinforce a skill or concept that was taught that day or review a previously learned concept. The amount of homework assigned will grow incrementally each year and will vary with each subject area. If your child struggles with a particular assignment at home and cannot complete it, please write a note to the teacher to explain the difficulty your child experienced. Teachers need to know when a child puts forth sincere effort to complete an assignment. If your child has worked an exorbitant amount of time on one task, tell him/her to stop and get some rest. Call the teacher the next day and describe your child's struggle.



Please be reminded that students are not permitted in the building before 8:45 AM. If you choose to drive your child, please have him or her wait patiently in your car until that time. We appreciate the fact that parents have to be at work in the morning and can be held up quite a while with the line of traffic in our parking lot. We encourage students to ride the bus in the morning to avoid this backup and delay.



All Students Are Required To Have Their Own Headsets To Be Used In The Computer Labs

Transit Middle School Expectations

1. **Be Respectful**
-Treat others as you would like to be treated
2. **Be Responsible**
-Make good choices and take ownership for mistakes
3. **Be Safe**
-Be aware of your surroundings and avoid dangerous situations

Transit Middle Cell Phone Policy

****No cell phone use in school****

All cell phones and iPods must be stored in a locked locker from 8:55-3:35.



PLEASE DO NOT PARK IN SPACES MARKED RESERVED FOR TRAVELING TEACHERS.

Some of our teachers travel to different buildings during the day and are on very limited time schedules. These spaces are reserved to help them get to their classes on time.



SAFETY is a priority in our building. Doors are locked from 8:55 am-3:35 pm. A security system is in place. Please report to the main entrance, ring the intercom button located next to the window that looks directly into the office, state your name, child's name, and purpose of your visit. Proceed to the main office to sign the guest register and secure a visitor's badge. Photo ID may be required. Please remember to sign out and return the badge when leaving. Please do not hold the door for the next visitor, as everyone must be identified prior to his/her entrance.

GRADES can be accessed on the district website at wits.williamsvillek12.org. Parents now have their own WITS login and accounts. You may access all students in your household with one account, as well as maintain private communications with your students' teachers. Access codes were sent in the mail. If you need another copy, please contact the WCSD District IT office at 626-8058. All other concerns may be addressed to the TMS Computer lab at 626-8755.

First Quarter 2018-2019

Transit Tribune

PARENT HANDBOOK - The Parent Handbook is posted on WITS. Please keep this reference tool handy. For additional information, please contact our guidance office (626-8730).

Lost and Found is now located in Cafeteria A/B. Items such as electronics, eye glasses or jewelry will be kept in the Main Office.



Please note that custodians are not permitted to unlock classroom doors after school. Please remind your child to check his/her homework app/agendamate at the end of the day to make sure he/she takes all necessary supplies, materials, and books home.

Passwords for WITS Access

All parents of Williamsville students are able to log in to WITS using their own account and password. If you have never received an account or activation letter, please call our central IT Help Desk at 626-8058 for instructions to be mailed to your home.

Transit Middle School School DASA Coordinators

The Dignity for All Students Act (DASA) was signed into law on September 1, 2010 and took effect on July 1, 2012. The Act prohibits harassment and discrimination of students by peers and by school personnel. In addition, amendments to the regulation (effective July 1, 2013) have added explicit references prohibiting bullying and cyber bullying. The Act covers all public elementary and secondary aged students and applies to behaviors on school property, in school buildings, on a school bus, as well as school sponsored events or activities.

Districts will be responsible for identifying at least one employee at every school to serve as the DASA coordinator. This individual must be thoroughly trained to "handle human relations" in the protected areas. All schools in the District have named two coordinators.

The Coordinators for Transit Middle School are:

Mr. Bohan
626-8700
wbohen@williamsvillek12.org

Mr. Abbott
626-8730
wabbott@williamsvillek12.org



STUDENT CELEBRATIONS

Parents are asked to refrain from sending flowers, balloons, limousines, and gifts to school to celebrate a child's birthday or special event. We will not interrupt classes or call students to the office to receive gifts. Please, wait until your child comes home from school or delay the celebration until the weekend for these surprises. If you would like to send a birthday treat to school for the class, please contact the teacher in advance, so that s/he can plan accordingly. We truly appreciate your understanding, support, and adherence to these guidelines.


Birthday treats are to be shared in classrooms only; not the lunchroom. Food may not be delivered or brought in from home for distribution or to celebrate an event in the lunchroom. When sending in birthday treats, please be aware that some students have severe allergies to peanuts. We ask that you send only non-peanut based items for your child's treat.

Requests for One-Day Bus Change (In emergency situations only)

A parent may request a one-day pass to ride a different bus or get off at a different stop for childcare purposes only. **To receive this pass, your child must report to the main office upon arrival at 8:45 AM with a written, signed parent request, stating the child's name, home base room number, reason for the change, date of the change, your child's present bus number and stop, the alternate bus number and/or stop, and a phone number at which you can be reached should we have any questions.** One-day passes will not be issued for social reasons.

TRANSPORTATION

If you have any **questions** regarding busing, please call the transportation department directly at 626-8390.



MUSICAL INSTRUMENTS

The following musical instruments will be permitted on a school bus on a regular run to or from school:

Trumpet
Clarinet
Flute
Alto Saxophone
Saxophone
Tenor Saxophone
Oboe
Bassoon
Violin
Viola
Trombone
French Horn

These items must be carried on the student's lap and must not interfere with any other student's ability to enter or exit the bus.

The following musical instruments will not be permitted on a

Baritone Saxophone
Baritone Horn
Guitar
Tuba
Chellos
String Bass

Other items not allowed on a school bus are:

Hockey Bags	
Skate Boards	
Hockey Sticks	
Roller Blades	
Field Hockey Sticks	Allowed In a Case
Lacrosse Sticks	Allowed In a Case
Tennis Racket	Allowed In a Case

Rule of thumb... the item must fit on the child's lap!

HELP WANTED

Food Service Helpers needed

Permanent and Substitute positions available

Pay: Permanent - \$9.34/hour

Substitute - \$9.00/hour

Work while children are in school

Flexible hours

Summers and recesses off

Permanent employees are eligible for paid holidays , personal days and sick days

No experience needed

Anyone interest should contact Kathy Christopher at: 716-626-8875 or kchristopher@williamsvillek12.org



Williamsville Central School District

School Bus Transportation Department

MyStop Information

Parent – Student Bus Tracking System

MyStop is a web-based application available to all Williamsville Central School District parents to access live bus GPS information using a smartphone, tablet or computer and securely view the current location of their child's bus on routes. The system also provides the school bus's estimated time of arrival at your child's bus stop.

How It Works

The new MyStop tracking software is integrated with the District's computerized bus routing system and the GPS devices installed on every school bus used in the Williamsville Central School District. Data integration takes the student's bus route information and overlays it onto a map that tracks the actual location of a student's school bus to the designated pick-up/drop-off point. A parent can only view information related to their child(ren) using a secure login and password.

Tyler Technologies' Versatrans My Stop™

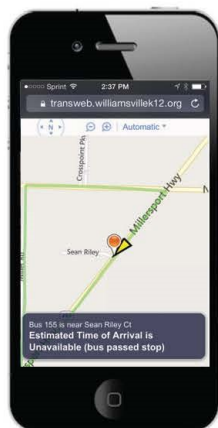
User Name:

Password:

Please note: The following buses are currently out of service. If your student is normally transported by one of these buses, MyStop tracking will not be available.

- Bus #382
- Bus #391
- Bus #415

Use of this application constitutes acceptance of [Microsoft Bing Map Terms of Service](#)



How Do I Access MyStop?

Each student has a unique Student ID # that will serve as the user name and password associated with his/her bus routing information. However, once you have logged into MyStop, you will be able to access all other children in your family through a drop-down menu so you only need to log in once. Simply follow the steps outlined below:

1. Log into WITS to view your child's profile.
2. Highlight and copy your child's Student ID number provided on his/her WITS profile page, located in the right hand margin of the WITS home page.
3. Click on the MyStop icon, also located in the right hand margin of the WITS home page.
4. You will be directed to the District's MyStop web page, where you then will be directed to the login interface for MyStop.
5. Enter your child's Student ID # in both the user name and password fields (e.g. your child's Student ID number obtained in Step 2).
6. On the screen you will see a map depicting a portion of your child's bus route (See example, below).
 - a. Your child's name will display in the box in the top menu bar. You can use this drop down to select other children in your family.
 - b. The yellow arrow represents the current location and direction of your child's bus.
 - c. The box at the bottom of the map provides system messages and lists the current location of your child's bus as well as the estimated time the bus will arrive at your child's bus stop.

Note: Currently, MyStop is available only for morning and afternoon routes that serve K-12 students attending Williamsville Central Schools, not field trip, activity buses, or non-public school routes.

IF YOU NEED ASSISTANCE, PLEASE EMAIL YOUR REQUEST TO:
WCSDbusapp@willamsvillek12.org

Williamsville Central School District

School Bus Transportation Department

MyStop Information

Parent – Student Bus Tracking System



Helpful Tips

- The data provided through MyStop automatically refreshes the location of the school bus (yellow arrow) every 1 to 2 minutes. The actual location of a bus is delayed by the refresh rate. You will access the most accurate data if you check the system within 10 minutes of your child's scheduled pick-up or drop-off time.

We recommend that students be ready for their bus within five minutes of their scheduled pick-up time.

- Both parents and students will use the same login information to access the system (parents and students do not have separate accounts). However, you can view information on each child in your family from the drop-down menu at the top of the screen.
- Rather than typing in the full URL address for MyStop each time you want to access the system, save it as a favorite on your computer or add a quick link to the home screen from your smartphone or tablet to have quick and easy access to the system anytime you need it.
- There may be times when MyStop is not be available for a particular bus. This may occur when buses are out of service for normal maintenance work and required Department of Transportation inspections.
- If the application states "Bus is not running scheduled route" or "Bus is not active", it does not mean there is a problem with the bus. All of our buses run multiple routes each morning and afternoon. These messages may occur when a bus is in between routes.
- There may be times when the system is not showing an estimated time of arrival. This does not affect the actual location of the bus on the map. The most common reason for this message is that the bus has completed your student's bus stop and is proceeding with its route.

